


Bioinformatics PDF (Limited Copy)

Kal Renganathan Sharma



More Free Book



Scan to Download

Bioinformatics Summary

Harnessing Data to Decode Biological Complexity

Written by Books OneHub

More Free Book



Scan to Download

About the book

In a world where biological data is exploding at an unprecedented rate, "Bioinformatics" by Kal Renganathan Sharma emerges as an essential guide that bridges the gap between biology and computational science. This comprehensive exploration elucidates the principles and techniques that fuel the analysis of complex biological data, empowering readers to harness the full potential of computational tools in genomics, proteomics, and beyond. As the lines between disciplines blur, Sharma's work emphasizes the critical role of bioinformatics in revolutionizing personalized medicine, disease prevention, and the understanding of life's intricate molecular underpinnings. Whether you are a budding scientist, a seasoned researcher, or simply a curious mind, this book invites you to delve into the innovative realm of bioinformatics, where the mysteries of life are uncovered through the lens of data and algorithmic ingenuity.

More Free Book



Scan to Download

About the author

Kal Renganathan Sharma is a renowned bioinformatician and educator with a distinguished background in computational biology and data analysis. With degrees in bioinformatics and molecular biology, he has dedicated his career to advancing the field through innovative research and practical applications that bridge biology and computer science. Dr. Sharma's expertise encompasses a wide range of topics, including genomic data analysis, protein structure prediction, and systems biology, making significant contributions to both academia and industry. He is also committed to nurturing the next generation of scientists, offering insightful courses and workshops that illuminate the complexities of biological data interpretation. Through his work, including the book 'Bioinformatics,' Dr. Sharma aims to empower researchers and students alike to harness the power of bioinformatics tools in their scientific endeavors.

More Free Book



Scan to Download



Try Bookey App to read 1000+ summary of world best books

Unlock **1000+** Titles, **80+** Topics
New titles added every week

- Brand
- Leadership & Collaboration
- Time Management
- Relationship & Communication
- Business Strategy
- Creativity
- Public
- Money & Investing
- Know Yourself
- Positive Psychology
- Entrepreneurship
- World History
- Parent-Child Communication
- Self-care
- Mind & Spirituality

Insights of world best books



Free Trial with Bookey

Summary Content List

Chapter 1: 1.1 Molecular Biology

Chapter 2: 1.2 Probability and Statistics

Chapter 3: 1.3 Which Is Larger, $2^{\sup(n)}$ or $n^{\sup(2)}$?

Chapter 4: 1.4 Big O Notation and Asymptotic Order of Functions

Chapter 5: Summary

Chapter 6: References and Sources

Chapter 7: Exercises

Chapter 8: 2 Alignment of a Pair of Sequences

Chapter 9: 3 Sequence Representation and String Algorithms

Chapter 10: 4 Multiple-Sequence Alignment

Chapter 11: 5 Hidden Markov Models and Applications

Chapter 12: 6 Gene Finding, Protein Secondary Structure

Chapter 13: 7 Biochips

Chapter 14: 8 Electrophoretic Techniques and Finite Speed of Diffusion

Chapter 15: A

Chapter 16: B

More Free Book



Scan to Download

Chapter 17: C

Chapter 18: D

Chapter 19: F

Chapter 20: G

Chapter 21: H

Chapter 22: J

Chapter 23: L

Chapter 24: M

Chapter 25: N

Chapter 26: P

Chapter 27: R

Chapter 28: S

Chapter 29: T

Chapter 30: Z

More Free Book



Scan to Download

Chapter 1 Summary: 1.1 Molecular Biology

In the first chapter of "Bioinformatics" by Kal Renganathan Sharma, the author lays a solid foundation for readers by discussing essential concepts from molecular biology, computer science, and probability necessary for understanding bioinformatics. The chapter highlights the significance of proteins and nucleic acids while exploring the intricacies of their structures and functions within biological systems.

The narrative begins by detailing proteins, the "primary importance" molecules in living organisms. It covers their historical discovery, starting with Berzelius in 1838 and the pivotal identification of proteins as enzymes in 1926 by Sumner. Key milestones in protein science are celebrated, such as the determination of insulin and myoglobin structures by Sanger, Perutz, and Kendrew, with Sanger's Nobel Prize-winning work celebrated for its role in unraveling protein structures through x-ray diffraction analysis.

As proteins are discussed, their composition, made from amino acids joined by peptide bonds, is explored. The text breaks down the four levels of protein structure—primary, secondary, tertiary, and quaternary—each illustrating increasing complexity and functional significance. From the random sequence of amino acids in the primary structure to the elaborate folding into three-dimensional shapes in the tertiary structure, the author paints a vivid picture of how these structures dictate function in biological

More Free Book



Scan to Download

processes.

The chapter emphasizes the significance of sequence in determining protein function, exemplifying this with the intricate chain sequence distribution of insulin. It describes the groundbreaking work by Frederick Sanger, who meticulously elucidated the amino acid sequence of insulin, laying the groundwork for the understanding of genetic coding and protein synthesis.

Transitioning to bioseparation techniques, the author outlines methods essential for isolating and purifying proteins. Techniques like chromatography and electrophoresis are highlighted for their crucial roles in protein analysis, reflecting the chapter's focus on practical applications of theoretical knowledge.

The exploration of nucleic acids follows, detailing their composition and structure based on the pioneering work of Watson, Crick, and Franklin. This segment of the chapter delves into the genetic code's complexities, how it guides protein synthesis, and genetic mechanisms such as transcription and translation. The limelight is on the universality of the genetic code, as well as variations among different organisms, emphasizing the intricate links between DNA sequence and biological function.

Finally, the chapter provides a brief overview of genomes, discussing the vast diversity and size correlation among different life forms. The

More Free Book



Scan to Download

examination of gene numbers in organisms presents a glimpse into the complexities of genetics, reinforcing the importance of understanding bioinformatics in modern biological research.

Overall, Chapter 1 establishes a comprehensive framework for readers, blending historical context with significant molecular biology concepts, technical methods, and the intricate workings of genetic information transfer. It sets the stage for more advanced discussions in bioinformatics, emphasizing the interconnectedness of biology and computational methods.

More Free Book



Scan to Download

Critical Thinking

Key Point: The significance of proteins in biological systems

Critical Interpretation: Imagine standing at the threshold of life's complexity, where proteins—the very essence of existence—play a pivotal role in survival and function. This chapter inspires you to recognize the intricate dance of amino acids that construct these vital molecules. As you navigate your own challenges, think about how the well-orchestrated sequence and structure of proteins mirror the importance of your actions and decisions. Just as proteins fold and adapt to perform diverse roles—be it in catalyzing reactions or providing structural support—your ability to embrace flexibility, learn, and evolve in response to life's changing demands can empower you to unlock your full potential. The lesson here is clear: every small choice, like every amino acid, contributes to the larger tapestry of your life, shaping who you are and how you interact with the world.

More Free Book



Scan to Download

Chapter 2 Summary: 1.2 Probability and Statistics

In Chapter 2 of "Bioinformatics" by Kal Renganathan Sharma, the text dives into the world of genetics and probability, laying the groundwork for understanding DNA and its implications in bioinformatics. It begins by portraying the remarkable similarity of the human genome, revealing that over 50% of genes still have unknown functions. The chapter recounts the collaborative effort of 16 genome sequencing centers that generated massive amounts of sequencing data, covering 3.9 billion bases of the human genome. The goals of this monumental task included identifying genes, sequencing base pairs, and considering the ethical, legal, and social ramifications of such genetic information.

Sharma seamlessly transitions into the concept of probability and statistics, intriguing readers with historical anecdotes. He recounts how a dispute over a gambling game between Blaise Pascal and Pierre de Fermat led to the birth of probability theory in the 17th century. This foundational work laid the groundwork for further developments by mathematicians like Bernoulli, Laplace, and Kolmogorov. The chapter discusses different definitions of probability, each essential for understanding statistical applications in various fields, including genetics.

Bayes' theorem receives particular attention, emphasizing its role in conditional probability and hypothesis testing. The text explains how

More Free Book



Scan to Download

probabilities can reflect real-world scenarios and describes the significance of independent events through Bernoulli's theorem.

The chapter also delves into discrete and continuous probability distributions. Sharma presents the binomial and multinomial distributions, with clear formulas and examples for their applications. The Poisson distribution is discussed next, illustrating its relevance to everyday occurrences like typographical errors or arrival times.

Readers learn about additional probability constructs like the hypergeometric, geometric, uniform, and normal distributions, each with practical examples that make the theory relatable. A special focus is given to the chi-squared and Student t distributions, showcasing their significance in statistical inference.

By the end, the chapter explores the process of hypothesis testing, outlining steps to formulate hypotheses and calculate probability values. Through this exploration of genetics and probability, Sharma forms a compelling narrative that bridges mathematical theory and practical application in the field of bioinformatics, raising awareness of its ethical implications while providing a precise understanding of statistical methods.

More Free Book



Scan to Download

Critical Thinking

Key Point: The Importance of Probability in Understanding Genetics

Critical Interpretation: Imagine standing at the crossroads of your genetic makeup, where every twist and turn in your DNA is influenced by the odds of inherited traits and disorders. This chapter highlights how probability isn't just a mathematical concept, but a guiding force in bioinformatics that can shed light on the mysteries of life itself. By embracing the principles of probability, you empower yourself to make informed decisions about your health and lineage. It teaches you that every choice—whether it's seeking genetic testing or understanding the likelihood of passing on traits—is rooted in the probabilities that define you. Recognizing the significance of these probabilities can inspire you to delve deeper into your own genetic story, allowing you to navigate life's uncertainties with greater confidence and enlightenment.

More Free Book



Scan to Download

Chapter 3: 1.3 Which Is Larger, 2^{n^2} or n^{2^2} ?

In Chapter 3 of "Bioinformatics" by Kal Renganathan Sharma, the focus shifts to the fundamentals of statistical testing, which are essential in analyzing biological data. The chapter begins by discussing the concept of the null hypothesis, a foundational idea in statistics that represents a default position that assumes no effect or relationship exists. The strength of the evidence against this null hypothesis is measured using P values. A smaller P value indicates a stronger case against the null hypothesis, and if it falls below an accepted significance level (α), the null hypothesis is rejected in favor of an alternative hypothesis.

The narrative continues by delving into the types of statistical errors—Type I and Type II. A Type I error occurs when a true hypothesis is incorrectly rejected, while a Type II error happens when a false hypothesis is accepted. These concepts highlight the complexities and challenges of statistical analysis, reminding readers of the importance of careful interpretation.

Next, the chapter introduces a fascinating mathematical exploration:

Install Bookey App to Unlock Full Text and Audio

Free Trial with Bookey



Why Bookey is must have App for Book Lovers



30min Content

The deeper and clearer interpretation we provide, the better grasp of each title you have.



Text and Audio format

Absorb knowledge even in fragmented time.



Quiz

Check whether you have mastered what you just learned.



And more

Multiple Voices & fonts, Mind Map, Quotes, IdeaClips...

Free Trial with Bookey



Chapter 4 Summary: 1.4 Big O Notation and Asymptotic Order of Functions

In Chapter 4 of "Bioinformatics" by Kal Renganathan Sharma, the focus shifts to a critical concept in algorithm analysis: the study of efficiency through the lens of Big O notation and asymptotic order of functions. The chapter opens by discussing scenarios where the relationship between two mathematical expressions changes based on the value of (n) . For instance, when (n) is greater than 4, the expression $(2n)$ surpasses (n^2) . This observation lays a foundation for understanding how algorithms perform depending on input size.

Sharma then introduces Big O notation, originally proposed by E. Landau in 1909, as a tool for characterizing an algorithm's running time and storage. This notation enables comparisons between algorithms by focusing on their efficiency as input sizes grow large, which is essential in the realm of bioinformatics where data sets can be enormous. He explains asymptotic efficiency, emphasizing its importance when analyzing algorithms.

The chapter highlights three primary notations: Big (Ω) , each serving to assess different aspects of algorithm performance. Big O provides an upper bound on running time, which is a lower bound, meaning it constrains the function from both above and below. On the other hand, Omega denotes a lower bound, ensuring that the function's

More Free Book



Scan to Download

growth doesn't fall below a certain threshold.

Through equations and explanations, Sharma illustrates how these notations are mathematically represented and applied, shedding light on how they allow programmers and researchers to understand the limits and capabilities of their algorithms. He concludes with a lemma about functions, clarifying how one can determine the relative growth of functions f and g as input sizes increase, which is crucial for predicting performance in complex tasks involved in bioinformatics.

Overall, this chapter serves as a rich examination of algorithm efficiency, infusing the mathematical rigor with practical implications, ensuring that readers appreciate the foundational tools necessary for evaluating computational processes in bioinformatics.

More Free Book



Scan to Download

Critical Thinking

Key Point: Understanding Algorithm Efficiency through Big O Notation

Critical Interpretation: Imagine you are faced with a colossal volume of data, much like the vast expanse of the universe, and you need to make sense of it quickly. The ability to analyze and understand the efficiency of algorithms, particularly through the lens of Big O notation, empowers you to navigate through this data with clarity and precision. It teaches you that not all solutions are created equal; some can scale gracefully with growing input sizes, ensuring you can maintain control over complexity. This perspective encourages you to be strategic and thoughtful in your decisions, both in your personal life and in challenges you face, reminding you to seek out approaches that maximize efficiency and effectiveness as the stakes rise.

More Free Book



Scan to Download

Chapter 5 Summary: Summary

Chapter 5 delves into the foundational elements of bioinformatics, focusing on key biological concepts and technologies pivotal to this rapidly evolving field. The chapter opens with a nod to the Human Genome Project, which was completed ahead of schedule, highlighting the growing importance of bioinformatic tools in managing vast biological data. As biological databases double in size every ten months, the demand for innovative data search and storage solutions has never been greater.

At the heart of bioinformatics are two critical molecules: proteins and nucleic acids. The narrative introduces insulin as one of the first proteins to have its structure identified, emphasizing that the sequence of amino acids, determined by genes and encoded by the genetic code, forms the foundation of protein structure. The chapter outlines the four levels of protein structure—primary, secondary, tertiary, and quaternary—clarifying that the primary structure is simply a chain of amino acids. There are 20 distinct amino acids, each categorized by unique properties—basic, acidic, polar, and nonpolar—which play an essential role in the formation of the protein's secondary structures like α -helices and β -pleated sheets.

The chapter pays tribute to F. Sanger, a pivotal figure in bioinformatics who won two Nobel Prizes; one for revealing the primary structure of insulin and another for elucidating the sequence distribution of nucleic acids. Sanger's

More Free Book



Scan to Download

introduction of molecular labeling techniques has significantly advanced genetic analysis. Practical methods such as paper chromatography and gel electrophoresis are discussed as essential tools for separating molecular fragments and deducing sequences.

Overall, this chapter encapsulates the interplay between biology and technology in bioinformatics, illustrating the complexity of protein structures while underscoring the need for continual advancement in analytical methods to keep pace with the exponential growth of biological data.

More Free Book



Scan to Download

Chapter 6: References and Sources

Chapter 6 delves into the fascinating world of molecular biology and bioinformatics. It opens by exploring various analytical techniques like electrophoresis, mass spectrometry, and different chromatographic methods used for separating and analyzing biological molecules. The author provides a brief overview of the building blocks of nucleic acids—ribose sugar, phosphoric acid, and nitrogenous bases such as adenine, guanine, cytosine, thymine, and uracil. It emphasizes the double-helix structure of DNA and its antiparallel strands, laying the foundation for understanding gene expression.

The chapter highlights the critical processes of transcription and translation, where information flows from DNA to RNA to protein. It introduces the concepts of exons and introns, detailing how splicing allows exons to be joined while introns are discarded, which is crucial for creating functional proteins. An intriguing fact is presented: only about 1.1 percent of the human genome consists of exons, underscoring the complex structure of genetic material. It mentions the groundbreaking work by researchers like

Install Bookey App to Unlock Full Text and Audio

Free Trial with Bookey



Positive feedback

Sara Scholz

...tes after each book summary
...erstanding but also make the
...and engaging. Bookey has
...ling for me.

Fantastic!!!



I'm amazed by the variety of books and languages Bookey supports. It's not just an app, it's a gateway to global knowledge. Plus, earning points for charity is a big plus!

Masood El Toure

Fi



Ab
bo
to
my

José Botín

...ding habit
...o's design
...ual growth

Love it!



Bookey offers me time to go through the important parts of a book. It also gives me enough idea whether or not I should purchase the whole book version or not! It is easy to use!

Wonnie Tappkx

Time saver!



Bookey is my go-to app for summaries are concise, ins curated. It's like having acc right at my fingertips!

Awesome app!



I love audiobooks but don't always have time to listen to the entire book! bookey allows me to get a summary of the highlights of the book I'm interested in!!! What a great concept !!!highly recommended!

Rahul Malviya

Beautiful App



This app is a lifesaver for book lovers with busy schedules. The summaries are spot on, and the mind maps help reinforce wh I've learned. Highly recommend!

Alex Walk

Free Trial with Bookey

Chapter 7 Summary: Exercises

Chapter 7 of "Bioinformatics" by Kal Renganathan Sharma dives deep into the fascinating world of genetic research, specifically highlighting key achievements in DNA sequencing and protein synthesis. It recounts the pioneering work of notable figures such as Frederick Sanger, who was instrumental in developing a method using chain-terminating inhibitors that revolutionized DNA sequencing in the late 1970s. His work on sequencing the bacteriophage X174 DNA marked a significant milestone, illustrating the intricate relationships between nucleotides and genetic information.

The chapter also touches on the broader context of molecular biology, mentioning the contributions of scientists who explored the structure of amino acids and their role in forming proteins by way of transcription and translation—key processes that convert genetic information into functional products. It highlights the importance of understanding how amino acids, which assemble into proteins, can vary in their properties based on their structure and charges, revealing nuances in functionality and interaction.

Sharma emphasizes the significance of both RNA splicing and the concept of exons and introns in gene expression, illustrating how these elements contribute to the complexity of protein synthesis. There's an engaging discussion about the genetic code and its redundancy—61 codons coding for just 20 amino acids, showcasing nature's efficiency and intricacy.

More Free Book



Scan to Download

The themes of discovery and innovation resonate throughout the chapter, bringing attention to how foundational research continues to shape modern biology and technology. The intricate processes of protein folding, the impact of proper or improper folds on diseases, and the role of chaperones in assisting proper protein synthesis further reflect the complex web of interactions that sustain life at a molecular level.

Overall, this chapter is a captivating blend of historical achievements, current understanding, and continued exploration in the field of bioinformatics, making it both informative and intriguing for readers who wish to grasp the essence of genetic research and its implications on life sciences.

More Free Book



Scan to Download

Chapter 8 Summary: 2 Alignment of a Pair of Sequences

Chapter 2 focuses on the vital area of sequence alignment, a crucial process in bioinformatics for comparing DNA, RNA, or protein sequences to identify similarities and assess evolutionary relationships. The chapter opens with clear objectives: understanding the fundamentals of sequence distribution, mastering the Needleman-Wunsch algorithm for global alignment, and exploring Smith-Waterman for local alignment, along with their respective computational efficiencies.

The introduction to pairwise sequence alignment emphasizes its role in identifying matches and understanding biological functions through the comparison of sequences made up of nucleotides or amino acids. It clarifies concepts like identity, conservation, homology, and the implication of gaps through indels. The process of aligning sequences helps trace evolutionary paths and is a vital tool for studying gene expression and diseases.

A key motivation discussed is the search for cures for autoimmune disorders, where the immune response mistakenly attacks the body's own cells, often due to similar sequence distributions with pathogenic entities. The chapter outlines recent discoveries of genes that may be manipulated to regulate the immune response, showcasing how understanding sequence similarities can contribute to therapeutic advancements.

More Free Book



Scan to Download

The chapter dives deeper into methods for achieving optimal alignments, starting with global alignments using the Needleman-Wunsch algorithm. It describes the dynamic programming approach to compute alignment grades, highlighting the structure of optimal solutions and the significance of traceback procedures to derive specific alignments from computed values. The efficiency of this algorithm is discussed alongside the challenges of handling large datasets, where dynamic programming requires substantial computational resources.

The Smith-Waterman algorithm is introduced for local alignment, catering to situations where only specific segments of two sequences need comparison, adding flexibility to sequence analysis. The notion of gap penalties leads to the affine gap model, which better mimics biological events, such as insertions or deletions, during evolution, providing a more accurate alignment representation.

Additionally, the chapter covers dynamic programming space optimizations via Hirschberg's method, which reduces space complexity significantly while maintaining efficiency in determining alignment. It explains the computational cost associated with these methodologies, setting foundational knowledge necessary for advanced sequence analysis methods and tools.

The chapter concludes by discussing various alignment algorithms,

More Free Book



Scan to Download

including greedy approaches suitable for sequences with fewer errors, and introduces scoring matrices like PAM and BLOSUM, used extensively for protein alignments. These scoring systems help distinguish between favorable and unfavorable substitutions during sequence alignment, reinforcing the biological relevance of the sequences being aligned.

Overall, Chapter 2 lays the groundwork for understanding how sequence alignment is more than just a computational exercise but a crucial tool for deciphering the complexity of biological information, linking methodology to real-world applications in medicine and evolutionary studies.

More Free Book



Scan to Download

Critical Thinking

Key Point: The significance of sequence alignment in tracing evolutionary relationships

Critical Interpretation: Imagine standing at the crossroads of your own life's journey, each path representing a choice influenced by past experiences. The concept of sequence alignment in bioinformatics inspires you to reflect on how every decision you've made aligns with your unique history, shaping who you are today. Just as scientists use sequence alignment to uncover the evolutionary paths of genes, you can track your personal growth by understanding the connections between your past and present choices. This realization encourages you to embrace your individuality, fostering a deeper appreciation for the experiences that have led you to this moment, and inspires you to make conscious decisions that align with your values and aspirations moving forward.

More Free Book



Scan to Download

Chapter 9: 3 Sequence Representation and String Algorithms

Chapter 9 delves into the fascinating world of sequence representation and string algorithms, particularly focusing on suffix trees and their applications in bioinformatics. The chapter opens with clear objectives, highlighting the importance of constructing and utilizing suffix trees, arrays, and various string matching algorithms efficiently.

The narrative takes us through the historical milestones of suffix trees, rooted in the groundbreaking work of Weiner in the 1970s. Initially known by several names, the suffix tree gained prominence due to its ability to represent patterns in genetic sequences and was further refined by Ukkonen into a linear time construction algorithm. By converting any string into its suffixes, these trees serve as a powerful tool for deciphering DNA and protein sequences, revealing patterns and repeat structures essential for myriad biological applications.

As we journey deeper, the chapter illustrates how suffix trees facilitate

Install Bookey App to Unlock Full Text and Audio


Free Trial with Bookey



Read, Share, Empower

Finish Your Reading Challenge, Donate Books to African Children.

The Concept



This book donation activity is rolling out together with Books For Africa. We release this project because we share the same belief as BFA: For many children in Africa, the gift of books truly is a gift of hope.


The Rule



Earn 100 points



Redeem a book



Donate to Africa

Your learning not only brings knowledge but also allows you to earn points for charitable causes! For every 100 points you earn, a book will be donated to Africa.

Free Trial with Bookey

Chapter 10 Summary: 4 Multiple-Sequence Alignment

Chapter 10 dives into the realm of Multiple-Sequence Alignment (MSA), a crucial technique in bioinformatics that aligns more than two biological sequences, such as DNA or proteins, to uncover their evolutionary relationships. The essence of the chapter is to familiarize readers with the complexities and methodologies involved in MSA, as well as the underlying theoretical principles.

The chapter starts by defining multiple-sequence alignment, emphasizing that homologous sequences—the ones that evolved from a common ancestor—are expected to show similarities despite occasional misalignments. This method is not only vital for understanding evolutionary biology but also for practical applications like the analysis of gene function and the prediction of protein structure. The text lays out various grading functions to evaluate alignments and discusses the sum-of-pairs scoring system that measures how well sequences align by computing the distances between aligned characters.

To cope with the inherent challenges of MSA, including its classification as NP complete—which means it's computationally intensive and challenging to find optimal solutions—the chapter introduces the center-star algorithm. This algorithm simplifies the alignment process while ensuring that the results come within twice the optimal score, providing a practical solution



where perfect alignment is computationally unfeasible.

Iterative and greedy methods are also touched upon. The iterative approach refines alignments by progressively adding new sequences and optimizing previous alignments, whereas the greedy method focuses on aligning the closest sequences first, though it sacrifices some optimality for computational efficiency.

The text then segues into explaining progressive alignment methods, where alignments are built up piece by piece, using a guide tree to dictate the order of alignment based on pairwise distances. This dynamic strategy, as outlined in the Feng-Doolittle method, allows for a structured and systematic approach to MSA, although it also highlights the imperfections involved in heuristic methods.

The discussion on consensus sequences illuminates how a representative sequence can be derived from an MSA, summarizing the most common features among the aligned sequences. Additionally, a deeper dive is made into the geometric properties of multiple sequences, hinting at the mathematical frameworks that can help understand and facilitate MSA computations.

Lastly, the chapter wraps up with a summary of various software tools and methods for conducting MSA, such as CLUSTALW, MUSCLE, and

More Free Book



Scan to Download

MAFFT, each offering unique strengths in terms of speed, accuracy, and computational efficiency.

Overall, Chapter 10 paints a detailed picture of MSA's significance in bioinformatics, drawing connections between biological principles and computational strategies while maintaining an engaging narrative that balances technical depth with accessibility.

Section	Summary
Introduction to MSA	Defines Multiple-Sequence Alignment (MSA) and its importance in highlighting evolutionary relationships among homologous sequences.
Significance of MSA	Critical for understanding evolutionary biology and practical applications such as gene function analysis and protein structure prediction.
Grading Functions	Discusses evaluation metrics for alignments, including the sum-of-pairs scoring system that assesses the quality of alignments.
Challenges of MSA	Describes MSA's NP complete nature, highlighting computational difficulties in achieving optimal alignments.
Center-Star Algorithm	Presents a simplified approach to MSA that guarantees results within twice the optimal score, addressing computational limitations.
Iterative and Greedy Methods	Iterative methods refine alignments progressively, while greedy methods prioritize aligning closest sequences for greater efficiency.
Progressive Alignment	Explores building alignments using a guide tree based on pairwise distances, as exemplified by the Feng-Doolittle method.
Consensus Sequences	Explains how to derive a representative sequence from an MSA, summarizing common features among aligned sequences.



Section	Summary
Geometric Properties	Discusses the geometric and mathematical frameworks that assist in understanding MSA computations.
Software Tools	Provides a summary of MSA software such as CLUSTALW, MUSCLE, and MAFFT, noting their strengths in speed, accuracy, and efficiency.
Conclusion	Emphasizes MSA's role in linking biological principles with computational methods, while ensuring accessibility and depth in understanding.

More Free Book



Scan to Download

Chapter 11 Summary: 5 Hidden Markov Models and Applications

In Chapter 5 of "Bioinformatics" by Kal Renganathan Sharma, the focus is on Hidden Markov Models (HMMs) and their applications in bioinformatics. The chapter begins with clear objectives such as constructing HMMs of various orders, representing DNA sequences, and applying different algorithms for tasks like phylogenetic tree construction and protein family characterization.

HMMs, grounded in conditional probabilities, are poised as vital tools for sequence analysis and are likened to neural networks and Bayesian networks. Early work in the 90s laid the foundation for using HMMs in modeling protein sequences, emphasizing the ability of these models to capture biological sequence information. Despite their powerful capabilities, many in the field still view HMMs as complex "black boxes."

The chapter breaks down the various orders of Markov chains, detailing how they function with transition probabilities. For instance, a zeroth-order Markov model is independent of prior values, while higher-order models depend on multiple preceding values. This leads to practical applications where DNA sequence length distributions can be represented through geometric distributions.

More Free Book



Scan to Download

Throughout the discourse, practical examples demonstrate how to build Markov models from DNA sequences, compute transition probabilities, and apply these models for different bioinformatics tasks. The chapter introduces critical algorithms such as the forward and backward algorithms, which streamline the evaluation of observed sequences against the HMM, reducing computational complexity.

The forward algorithm allows for efficient calculations of the likelihood of a sequence given an HMM. In contrast, the Viterbi algorithm aims to find the most likely path through the hidden states. The chapter also discusses important applications including the construction of phylogenetic trees, signal peptide predictions, and the analysis of protein families.

As it progresses, the text dives into specialized models like wheel HMMs designed to identify periodic patterns in DNA, and general HMMs (GHMMs) that can represent more complex gene structures. The utility of HMMs in refining biological sequence data is evident, particularly in gene finding and sequence alignment efforts.

The chapter culminates with the exploration of Chargaff's parity rules, emphasizing the relationship between nucleotide compositions in DNA and the implications for understanding genetic structures.

The overall theme is a deep exploration of how HMMs, rooted in

More Free Book



Scan to Download

probabilistic models, can significantly enhance our ability to analyze and interpret complex biological sequences while offering a roadmap for future applications in bioinformatics. Key techniques, algorithms, and real-world applications are highlighted, providing a blend of theoretical foundations and practical insights.

Section	Summary
Focus	Hidden Markov Models (HMMs) and their applications in bioinformatics.
Objectives	Construct HMMs of various orders, represent DNA sequences, apply algorithms for phylogenetic tree construction and protein family characterization.
HMMs Overview	Grounded in conditional probabilities, likened to neural networks and Bayesian networks; vital for sequence analysis.
Markov Chains	Explains various orders, from zeroth-order (independent) to higher-order (dependent on preceding values).
Practical Applications	Building Markov models from DNA, computing transition probabilities, using models for bioinformatics tasks.
Algorithms	Introduces forward and backward algorithms for evaluating sequences and reducing computational complexity.
Forward Algorithm	Calculates likelihood of sequence given an HMM.
Viterbi Algorithm	Finds most likely path through hidden states.
Applications	Construction of phylogenetic trees, signal peptide predictions, protein family analysis.

More Free Book



Scan to Download

Section	Summary
Specialized Models	Includes wheel HMMs for periodic DNA patterns and general HMMs for complex gene structures.
Chargaff's Parity Rules	Relationship between nucleotide compositions in DNA and implications for understanding genetics.
Conclusion	HMMs enhance analysis of biological sequences and offer insights for future bioinformatics applications.

More Free Book



Scan to Download

Critical Thinking

Key Point: The power of Hidden Markov Models (HMMs) in sequence analysis

Critical Interpretation: Imagine harnessing the intricate patterns of life's genetic code through the lens of Hidden Markov Models. This chapter reveals how these powerful probabilistic tools can demystify complex biological sequences, allowing you to not only analyze DNA but also predict its behavior. Just as HMMs rely on the interplay of past and present states, your journey in life can reflect this principle: understanding your past can illuminate your future. By recognizing patterns in your own experiences and decisions, you can navigate challenges with greater insight, much like a bioinformatician decoding the secrets of life itself.

More Free Book



Scan to Download

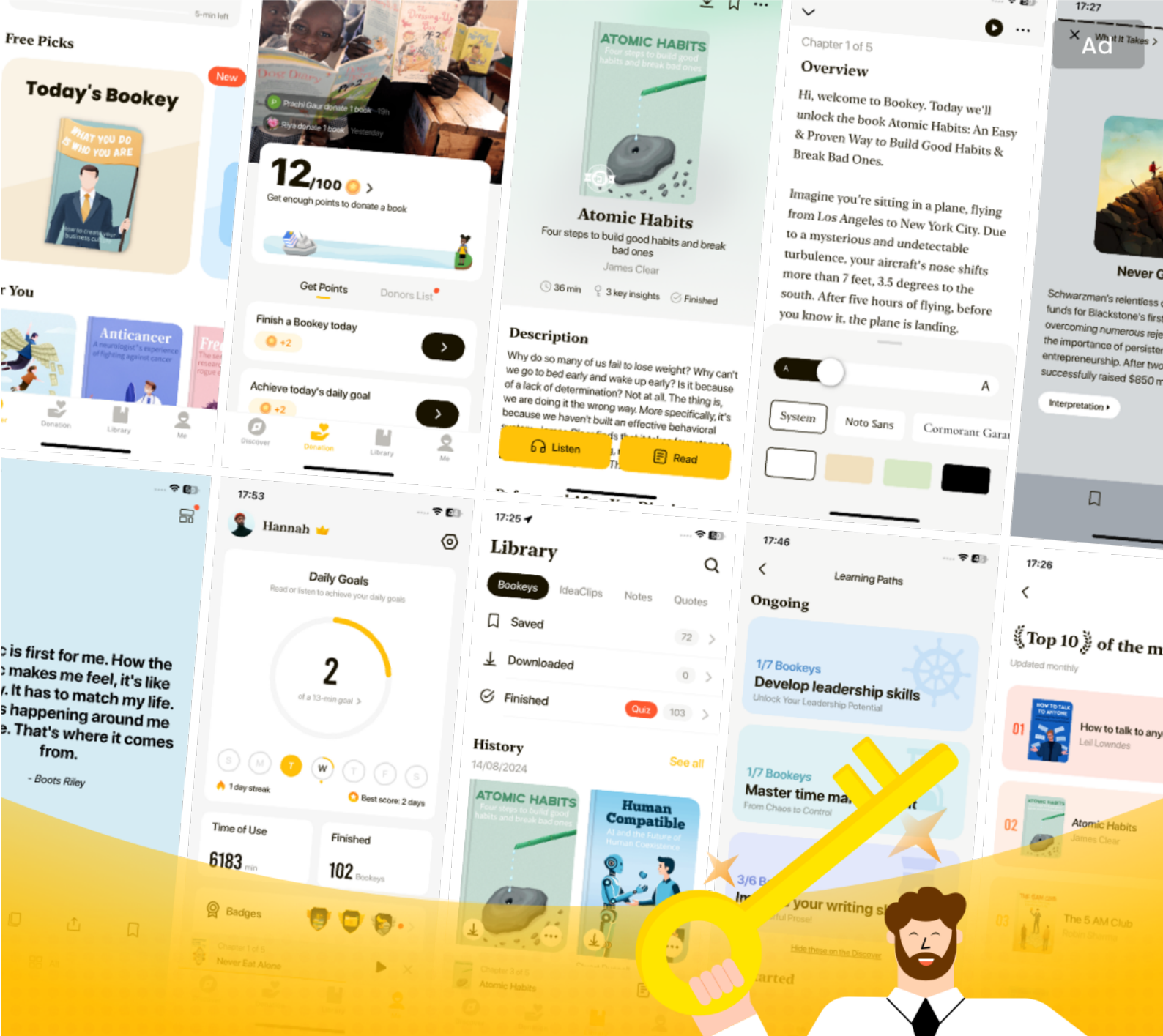
Chapter 12: 6 Gene Finding, Protein Secondary Structure

In Chapter 12 of "Bioinformatics" by Kal Renganathan Sharma, the intricate world of gene finding and protein secondary structure prediction is explored in detail. The chapter opens by emphasizing the exploding field of genomics and the challenges that accompany the annotation of functional genomic data following various genome projects. The task of identifying functional regions in sequences of DNA is a key concept, as it relates to the broader field of proteomics.

One of the central topics discussed is the greedy algorithm used for solving the relative entropy site-selection problem, which is essential for understanding conserved protein sites. The explanation delves into the NP-completeness of this problem and introduces an iterative method known as Gibbs sampling, which provides a practical approach to finding solutions. The chapter also covers the maximum-subsequence problem, detailing an algorithm by Bates and Constable that finds contiguous subsequences that optimize specific scoring criteria. Furthermore, it explores the use of a binomial heap for enhancing the efficiency of finding increasing

Install Bookey App to Unlock Full Text and Audio

Free Trial with Bookey



World' best ideas unlock your potential

Free Trial with Bookey



Scan to download



Chapter 13 Summary: 7 Biochips

In Chapter 7 of "Bioinformatics" by Kal Renganathan Sharma, the focus is on biochips, specifically microarrays, which are revolutionizing the study of genetics and disease. The chapter outlines the objectives, methodologies, and applications of microarray technology, which allows for the analysis of gene expression patterns with unprecedented speed and accuracy.

Microarrays are essentially miniature analytical devices arranged in a grid format, allowing researchers to explore thousands of genes simultaneously. The narrative begins with the early developments spearheaded by Schena and his mentor, Professor Ron Davis. Their work with the plant *Arabidopsis thaliana* led to the collaboration with Affymetrix, marking a significant advancement akin to the evolution of the computer microprocessor industry, utilizing principles of miniaturization and automation.

The chapter highlights key events, including Schena's initial presentation of microarrays in 1994, where it was ridiculed, and the subsequent explosion of interest and research after the first human microarray data were reported in 1995. These devices are not just tools for analyzing data; they are critical in understanding diseases, drug interactions, and overall genetic expression, which could lead to better medical outcomes in the future.

Microarray technology consists of five essential steps: formulating a

More Free Book



Scan to Download

biological question, preparing samples, conducting biochemical reactions, detecting the results, and analyzing the data. Each step integrates various disciplines, showcasing the complexity and interdisciplinary nature of modern biotechnology. The readers are provided with ten tips for successful microarray analysis, emphasizing the importance of precise protocols, clean environments, and a thorough understanding of biological systems.

The applications of microarrays are vast. The chapter discusses their role in studying oncogenic processes, uncovering the mechanisms behind various diseases, and even advancing drug discovery and personalized medicine. The technology aids in genetic screening and diagnostics, allowing researchers to identify genetic predispositions to diseases and tailor treatments accordingly.

Detection techniques, particularly fluorescence scanning through confocal microscopes, play a crucial role in microarray data acquisition. These devices ensure high image quality and accurate data collection, addressing challenges such as background noise and signal clarity. The importance of substrate quality for successful microarray construction is highlighted, with glass being preferred due to its low fluorescence background.

Phosphoramidite synthesis techniques and different manufacturing methods for creating microarrays, such as ink-jet printing and photolithography, are discussed, showcasing the innovation and technical expertise involved in

More Free Book



Scan to Download

their production. Furthermore, statistical methods for normalizing microarray data to account for systematic variations are essential for accurate interpretation.

Throughout the chapter, there's an optimistic tone regarding the future of bioinformatics and microarray technology, with the possibility of eradicating diseases by 2050 if these tools are utilized effectively. Scholars and researchers are encouraged to delve into this dynamic field with a focus on discovery and advancement, underscoring the potential impact of biochips on health, medicine, and our understanding of biology.

Topic	Summary
Focus	Microarrays and biochips in bioinformatics.
Historical Context	Early developments by Schena and Ron Davis using <i>Arabidopsis thaliana</i> ; collaboration with Affymetrix.
Key Events	1994 presentation of microarrays; significant interest post-1995 human microarray data publication.
Technology Overview	Analyzes gene expression patterns rapidly and accurately; miniaturization and automation principles.
Microarray Process Steps	<ol style="list-style-type: none"> 1. Formulate a biological question. 2. Prepare samples. 3. Conduct biochemical reactions. 4. Detect results. 5. Analyze data.
Successful Analysis Tips	Precise protocols, clean environments, understanding biological systems.



Topic	Summary
Applications	Studying oncogenic processes, disease mechanisms, drug discovery, personalized medicine, genetic screening.
Detection Techniques	Fluorescence scanning using confocal microscopes for data acquisition; importance of substrate quality.
Manufacturing Methods	Phosphoramidite synthesis, ink-jet printing, photolithography; innovations in production processes.
Statistical Methods	Normalization techniques to account for systematic variations in data interpretation.
Future Outlook	Optimism about the potential of microarrays in eradicating diseases by 2050; encouragement for research in bioinformatics.

More Free Book



Scan to Download

Chapter 14 Summary: 8 Electrophoretic Techniques and Finite Speed of Diffusion

Chapter 8 of "Bioinformatics" delves into the intricate relationship between electrophoretic techniques and molecular diffusion, specifically through a detailed exploration of Fick's laws of diffusion and their limitations. It sets the stage by emphasizing the importance of electrophoresis in measuring DNA sequence distribution, highlighting how it relies on the diffusion of molecular fragments, which vary in migration due to their differing sizes.

The chapter begins by introducing Fick's laws of diffusion, which describe the movement of molecules from areas of high concentration to low concentration. However, as the narrative unfolds, it points out the inadequacies of these laws, particularly during short time scales when critical events in sequence distribution measurement occur. This is where the concept of generalized Fick's law emerges, aiming to rectify the issues presented by the original equations by incorporating time-dependent elements that account for transient behaviors.

As the discussion advances, it dives deeper into the mechanics of diffusion, comparing it to thermal conduction and electrical flow, and elaborately deriving the generalized equations that take velocity, relaxation time, and other forces into account. The insights culminate in a rigorous analysis of how different factors such as concentration gradients, thermal inertia, and

More Free Book



Scan to Download

boundary conditions can influence the diffusion rates of biological substances.

The chapter also touches upon specific applications of electrophoresis in biotechnology, including its role in analyzing proteins and nucleic acids, while explaining how the technique's sensitivity to charge and mass allows for precise separations of species. Through a blend of theoretical frameworks and practical illustrations, it establishes a robust understanding of the compact interplay between diffusion dynamics and electrophoretic transport, ultimately underscoring its relevance in enhancing accuracy in biotechnological applications, such as DNA sequencing.

In essence, this chapter combines fundamental diffusion theories with advanced applications in bioinformatics, making complex scientific concepts accessible and relevant to contemporary biotechnological issues. The interplay of diffusion principles in the context of electrophoresis acts as a bridge connecting molecular behavior with practical applications in genetic research and healthcare.

Section	Summary
Introduction	Discusses the relationship between electrophoresis and molecular diffusion, highlighting the significance of Fick's laws.
Fick's Laws	Describes how molecules move from high to low concentration but points out limitations during short time scales.

More Free Book



Scan to Download

Section	Summary
Generalized Fick's Law	Introduces time-dependent elements to address shortcomings of traditional Fick's laws, enhancing understanding of transient behaviors.
Diffusion Mechanics	Compares diffusion to thermal conduction and electrical flow; derives generalized equations incorporating various factors affecting diffusion rates.
Applications	Explores electrophoresis applications in biotechnology for analyzing proteins and nucleic acids, emphasizing its sensitivity to charge and mass.
Conclusion	Combines theoretical diffusion theories with practical biotechnology applications, bridging molecular behavior with genetic research and healthcare implications.

More Free Book



Scan to Download

Chapter 15: A

In Chapter 15 of "Bioinformatics" by Kal Renganathan Sharma, the reader is immersed in the intricate world of biological data analysis, where various key concepts come together to illustrate the complexity of genetic information. The chapter covers critical themes such as sequence alignment, molecular interactions, and the methodologies used in bioinformatics.

A significant focus is placed on sequence alignment, differentiating between global and local alignments, as well as multiple sequence alignments. This technique is essential for comparing DNA, RNA, and protein sequences to understand their evolutionary relationships and functional similarities. The author introduces the importance of alignment grading functions, emphasizing how they help in determining the significance of matches between sequences, guiding researchers in their biological inquiries.

The chapter also touches on the intricacies of amino acids and their properties, providing a basis for understanding how these building blocks of life interact and form proteins. Discussions around various types of amino

Install Bookey App to Unlock Full Text and Audio

Free Trial with Bookey



Try Bookey App to read 1000+ summary of world best books

Unlock **1000+** Titles, **80+** Topics
New titles added every week

- Brand
- Leadership & Collaboration
- Time Management
- Relationship & Communication
- Business Strategy
- Creativity
- Public
- Money & Investing
- Know Yourself
- Positive Psychology
- Entrepreneurship
- World History
- Parent-Child Communication
- Self-care
- Mind & Spirituality

Insights of world best books



Free Trial with Bookey

Chapter 16 Summary: B

In Chapter 16 of "Bioinformatics" by Kal Renganathan Sharma, the focus lies on advanced principles and tools that define the evolving landscape of bioinformatics. The chapter serves as a deep dive into various computational methods and algorithms that are crucial for analyzing biological data. Key techniques are highlighted, including artificial neural networks (ANNs) and hidden Markov models (HMM), illustrating how they aid in process optimization and complex pattern recognition in molecular biology.

The text presents the significance of structural biology, emphasizing the importance of molecular structures, such as protein backbones and secondary structures like beta-sheets. Readers are introduced to the intricacies of sequence alignment techniques, which are vital for deciphering relationships between genetic sequences. This part of the chapter encourages an understanding of not only the hows but also the whys of bioinformatics methods, driving home a sense of curiosity and connection between computational science and biological discovery.

As the chapter progresses, it touches upon various biological molecules, underlining their roles and interactions. For instance, discussions revolve around amino acids, the building blocks of proteins, and their implications in larger biological processes. The chapter effectively marries theory with application, ensuring that readers grasp both the foundational elements and

More Free Book



Scan to Download

the practical utility of bioinformatics tools in real-world scenarios. Overall, Chapter 16 encapsulates a vibrant tapestry of knowledge that showcases the fusion of technology and biology, inviting readers into the exciting, ever-expanding world of bioinformatics.

More Free Book



Scan to Download

Chapter 17 Summary: C

Chapter 17 of Kal Renganathan Sharma's "Bioinformatics" dives deep into the intricate world of biological data analysis, exploring various methodologies and technologies shaping the landscape. It highlights the importance of computational techniques, such as the BRNN architecture for neural networks, which exemplifies how machine learning can be harnessed to analyze biological sequences. An impressive array of terms surfaces, including "cDNA" and "chromatography," indicating the complex interplay between genetics and bioinformatics.

As the chapter unfolds, readers are introduced to pivotal concepts such as the significance of codons in protein synthesis and the various types of alignment algorithms. The author emphasizes the role of consensus sequences, illustrating how they can reveal patterns and evolutionary relationships among species, from humans to chimpanzees, linking back the common ancestry that shapes genetic diversity.

Warmly engaging with the audience, the text underscores key applications, such as clustering and classification using Hidden Markov Models (HMM). This reflects the ongoing quest to decipher biological data, transforming it into insights that can potentially revolutionize medical science, especially concerning diseases like cancer.

More Free Book



Scan to Download

Every term and algorithm mentioned serves a purpose, weaving a narrative around the scientific endeavors to understand life at a molecular level. The chapter artfully balances complexity with accessibility, making it an enlightening read for both seasoned researchers and curious newcomers alike. Through vivid examples and a conversational tone, it invites readers into the profound and evolving story of bioinformatics, where every advancement paves the way for new discoveries in biology.

More Free Book



Scan to Download

Chapter 18: D

In Chapter 18 of "Bioinformatics" by Kal Renganathan Sharma, the author dives deep into various biological concepts that resonate with computational methods and data analysis. The chapter unravels intricate details about DNA and its structures, unraveling the double-helix formation and how nucleotide sequences are determined. It addresses the crucial processes of transcription, translation, and replication, providing a foundation that connects molecular biology with bioinformatics.

Sharma introduces the concept of databases in bioinformatics, such as dBEST and Pfam, essential for storing and analyzing genetic information. These databases play a pivotal role in the mining of annotated genes, highlighting how vital data organization is for advancing research in genetics. The text also emphasizes the importance of algorithmic approaches, such as the dictionary-matching algorithm and the diagonals search algorithm, showcasing their necessity in efficiently navigating complex biological data.

Install Bookey App to Unlock Full Text and Audio

Free Trial with Bookey



Why Bookey is must have App for Book Lovers



30min Content

The deeper and clearer interpretation we provide, the better grasp of each title you have.



Text and Audio format

Absorb knowledge even in fragmented time.



Quiz

Check whether you have mastered what you just learned.



And more

Multiple Voices & fonts, Mind Map, Quotes, IdeaClips...

Free Trial with Bookey



Chapter 19 Summary: F

Chapter 19 of "Bioinformatics" by Kal Renganathan Sharma dives into a myriad of concepts central to understanding molecular biology and its applications in technology and research. It begins by exploring the intricate world of DNA, with a focus on its double-helix structure and the various methods used for DNA sequencing, including the Jukes-Cantor model and Edman degradation method.

The chapter elaborates on the foundational tools of bioinformatics, such as DNA microarrays and polymerases, which are essential for decoding genetic information. Readers learn how dynamic programming is employed for tasks like gene annotation and optimal multiple sequence alignment, highlighting its significance in analyzing genetic sequences. The text illustrates the diverse techniques in electrophoresis and bioseparation, showcasing how these methods are pivotal for both research and clinical applications.

Sharma introduces concepts related to enzymatic labeling and drug design, illustrating the intersection of biology and technology in drug discovery processes. The critical role of enzymes in catalyzing biochemical reactions is discussed, reinforcing their importance in biological systems.

Throughout the chapter, the author emphasizes the themes of evolution and gene expression, with sections dedicated to understanding eukaryotic

More Free Book



Scan to Download

transcription and the complexities of the evolutionary tree. Key events in the chapter relate to advancements in methodologies, such as the introduction of dynamic arrays and the application of machine learning techniques like the ensemble method, which further revolutionize the capabilities of bioinformatic analysis.

Overall, the chapter serves as a rich tapestry of knowledge, intertwining the mechanics of DNA with cutting-edge technological practices, illustrating how these components collaboratively enhance our understanding of biology and inform discoveries in medicine and beyond.

More Free Book



Scan to Download

Chapter 20 Summary: G

Chapter 20 of "Bioinformatics" by Kal Renganathan Sharma dives into the intricate world of molecular diffusion and its mathematical foundations, particularly focusing on Fick's laws. The chapter begins with an introduction to Fick's first and second laws, detailing how substances diffuse in various environments. The first law states that diffusion is proportional to the concentration gradient, while the second law provides insights into how the concentration of a substance changes over time, making it clear that the process is not static but dynamic, influenced by time and space.

Sharma emphasizes the importance of understanding these laws for applications in fields such as genetics and bioinformatics. He discusses generalized forms of Fick's laws, which accommodate various complex conditions that might influence diffusion. A significant portion of the chapter is dedicated to explaining the mathematical derivation of these generalized laws, which not only serves as a guide for current research but also establishes a groundwork for future discoveries.

Throughout the chapter, various exercises challenge the reader to engage more deeply with the material, using algorithms and models that stem from probabilistic and statistical methods. Concepts like the Forward algorithm and functionality in neural networks are introduced, illustrating how computational techniques are employed to analyze biological data more

More Free Book



Scan to Download

efficiently.

As the chapter progresses, it showcases the interconnectedness of bioinformatics and physical laws through discussions on gene expression and regulation, linking back to how molecular diffusion impacts biological processes. The reflections drawn between mathematical models and real-world biological phenomena highlight key themes of synergy between abstract theory and practical application.

In essence, Chapter 20 encapsulates a rich tapestry of information that not only elucidates Fick's diffusion principles but also connects them to broader biological implications, making it a pivotal piece in understanding bioinformatics. Through clear explanations and relevant exercises, Sharma ensures that readers find the content both enlightening and accessible, paving the way for further exploration in the field.

More Free Book



Scan to Download

Chapter 21: H

Chapter 21 of "Bioinformatics" by Kal Renganathan Sharma dives into the intricate world of computational biology with a focus on hidden Markov models (HMMs) and their applications in gene annotation and sequence alignment. The chapter begins by introducing generalized hidden Markov models (GHMMs) and their significance in analyzing biological sequences. Readers learn how these models serve as powerful tools for classification and predicting gene structures.

As the narrative unfolds, the chapter highlights the practical implementation of various algorithms, such as the generalized pair hidden Markov model (GPHMM) and gene locator tools like GLIMMER. These tools embody the fusion of theory and application, where the complex mathematics behind sequence alignment translates into bioinformatics methodologies used in research and diagnostics.

Moreover, the text brings to light the themes of innovation and evolution within genomics. It discusses the growth of genomic studies, emphasizing

Install Bookey App to Unlock Full Text and Audio

Free Trial with Bookey



★ ★ ★ ★ ★
22k 5 star review

Positive feedback

Sara Scholz

...tes after each book summary
...erstanding but also make the
...and engaging. Bookey has
...ling for me.

Fantastic!!!



I'm amazed by the variety of books and languages Bookey supports. It's not just an app, it's a gateway to global knowledge. Plus, earning points for charity is a big plus!

Masood El Toure

Fi



Ab
bo
to
my

José Botín

...ding habit
...o's design
...ual growth

Love it!



Bookey offers me time to go through the important parts of a book. It also gives me enough idea whether or not I should purchase the whole book version or not! It is easy to use!

Wonnie Tappkx

Time saver!



Bookey is my go-to app for summaries are concise, ins curated. It's like having acc right at my fingertips!

Awesome app!



I love audiobooks but don't always have time to listen to the entire book! bookey allows me to get a summary of the highlights of the book I'm interested in!!! What a great concept !!!highly recommended!

Rahul Malviya

Beautiful App



This app is a lifesaver for book lovers with busy schedules. The summaries are spot on, and the mind maps help reinforce wh I've learned. Highly recommend!

Alex Walk

Free Trial with Bookey

Chapter 22 Summary: J

Chapter 22 of "Bioinformatics" by Kal Renganathan Sharma presents a comprehensive exploration of various computational and biological concepts crucial in the field of bioinformatics. It dives into the foundations of alignment algorithms, discussing methods like the Hirschberg algorithm for both global and local sequence alignments, which are essential for comparing genetic sequences. The chapter emphasizes the significance of homologous proteins and residues, illuminating how understanding their structures can reveal evolutionary relationships and functional similarities.

The narrative flows through different topics, introducing advanced techniques such as high-performance liquid chromatography (HPLC) and the utilization of genetic data from projects like the Human Genome Project. It details the role of housekeeping genes in maintaining essential cellular functions and their implications in human diseases, highlighting the genetic predispositions that can influence disease onset and progression.

In a conversational tone, the chapter also addresses practical exercises designed to illustrate theoretical concepts, like computing diffusion coefficients and performing alignment exercises that challenge readers to apply the knowledge they've gained. Themes of evolution, structure-function relationships in proteins, and the intersection of technology with biological research emerge throughout the text, illustrating

More Free Book



Scan to Download

the dynamic nature of bioinformatics as it bridges disciplines.

As readers engage with the content, they are encouraged to navigate the complex web of biological data and computational methods, fostering a deeper understanding of how bioinformatics serves as a pivotal tool in modern biology and medicine. Overall, Chapter 22 encapsulates key events in the field while promoting an engaging learning experience for those eager to delve into the intricacies of bioinformatics.

More Free Book



Scan to Download

Chapter 23 Summary: L

In Chapter 23 of "Bioinformatics" by Kal Renganathan Sharma, the focus shifts to the intricate world of algorithms and their applications within bioinformatics. The chapter dives into various computational techniques essential for analyzing biological data. It highlights the significance of powerful algorithms, such as the Knuth-Morris-Pratt (KMP) algorithm, which efficiently finds patterns within sequences—an essential function for anyone involved in genetics.

Sharma introduces readers to advanced concepts like the k th-order Markov chain and provides exercises related to alignment algorithms, showcasing their role in understanding relationships among DNA sequences. As the chapter progresses, the complexities of local alignment methods are explored, emphasizing their utility in resolving biological questions. The author encourages readers to engage with exercises, reinforcing learning through practical application.

Additionally, themes of learning and adaptation resonate throughout the text, with discussions on machine learning techniques that enhance performance in data analysis. There's a sense of discovery as the chapter unfolds, bringing together mathematical theories and biological applications.

In essence, this chapter presents a thrilling journey through algorithms in

More Free Book



Scan to Download

bioinformatics, blending technical rigor with the intrigue of biological mysteries, all while encouraging active participation and exploration among its readers. With each algorithm and exercise, readers are drawn into the excitement of uncovering the secrets hidden within biological sequences, fostering a deep appreciation for the intersection of technology and life sciences.

More Free Book



Scan to Download

Chapter 24: M

Chapter 24 of "Bioinformatics" by Kal Renganathan Sharma dives into various critical topics centered around molecular biology and computational techniques, providing readers with a comprehensive understanding of key concepts in the field. The chapter emphasizes the importance of machine learning and its applications, particularly in the study of genetic sequences and biological data, showcasing how these advanced methods enhance our ability to analyze and interpret complex biological information.

A highlight of this chapter is the discussion on microarrays, an essential tool in genomics and proteomics. These platforms allow for the simultaneous analysis of thousands of genes, offering insights into gene expression and facilitating the understanding of various diseases. The chapter elaborates on the microarray analysis life cycle, covering everything from the development and manufacturing processes to the detection methods, ensuring a complete picture of how microarrays are utilized in research and diagnostics.

Moreover, it touches upon essential mathematical models, such as Markov

Install Bookey App to Unlock Full Text and Audio


Free Trial with Bookey



Read, Share, Empower

Finish Your Reading Challenge, Donate Books to African Children.

The Concept



This book donation activity is rolling out together with Books For Africa. We release this project because we share the same belief as BFA: For many children in Africa, the gift of books truly is a gift of hope.


The Rule



Earn 100 points



Redeem a book



Donate to Africa

Your learning not only brings knowledge but also allows you to earn points for charitable causes! For every 100 points you earn, a book will be donated to Africa.

Free Trial with Bookey

Chapter 25 Summary: N

In Chapter 25 of "Bioinformatics" by Kal Renganathan Sharma, the author dives into the intricate world of molecular biology, blending concepts in genetics, protein structures, and bioseparation techniques to weave a narrative about the significance of molecular interactions in biological systems. The chapter explores foundational elements like amino acids and nucleic acids, illustrating their roles in forming proteins and genetic code. It emphasizes the importance of understanding molecular diffusion through Fick's laws, showcasing how substances like insulin are distributed across cellular environments.

As the narrative progresses, the text highlights the evolving landscape of genomic research, including significant milestones such as the completion of the mouse genome sequencing. The excitement of rapid global alignment processes captivates readers, illustrating how scientists work tirelessly to understand the connections between different species at a molecular level. Through discussions about methods like the Needleman and Wunsch algorithm for multiple-sequence alignment, Sharma illustrates the importance of computational tools in deciphering complex biological data, making genetic diseases more comprehensible.

Molecular evolution is another key theme, as the chapter underscores the constant changes in genetic structures over time. This evolution is not just a

More Free Book



Scan to Download

casual observation but a critical aspect that drives innovation in molecular and genetic research. References to practical exercises, such as analyzing data through Monte Carlo algorithms and utilizing multiple-genome aligners, provide insightful glimpses into research methodologies, encouraging readers to engage with the material actively.

By blending theoretical concepts with real-world applications, Chapter 25 becomes a gateway into the nuanced and dynamic field of bioinformatics. The writing remains accessible, making complex scientific terms digestible while inviting curiosity about the ongoing developments in molecular biology. The chapter thus celebrates the synergy between technology and biology, painting a vivid picture of how far we've come in understanding the building blocks of life, inspiring readers to reflect on the monumental advancements yet to come.

More Free Book



Scan to Download

Chapter 26 Summary: P

In Chapter 26 of "Bioinformatics" by Kal Renganathan Sharma, we dive deep into the intricate world of biological data analysis, focusing particularly on the structural and functional aspects of biomolecules. The chapter opens by introducing core concepts such as nucleic acids and their vital role in genetic information. It explains how DNA sequences are determined and the processes of transcription, translation, and replication, establishing a foundation for understanding how genes express themselves.

As we move forward, the chapter highlights the importance of various computational models used to analyze these biological sequences. With engaging examples, it discusses alignment algorithms, particularly emphasizing pairwise alignment and the significance of scoring matrices like PAM and BLOSUM for evaluating sequence similarities. The exploration of these algorithms shows us how scientists can infer relationships between biological sequences, ultimately aiding in the understanding of evolutionary processes.

Key themes include the interplay between structure and function in biomolecules, illustrating how the molecular makeup of proteins and sequences ultimately determines their roles in living organisms. Character development here revolves around the technological advancements in bioinformatics tools that enhance our ability to decode complex biological

More Free Book



Scan to Download

information. The chapter also touches upon obstacles like overfitting in modeling, compelling readers to consider the challenges inherent in scientific analysis.

In summary, Chapter 26 offers an engaging overview of the algorithms and computational techniques that form the backbone of bioinformatics while providing insights into the biological principles that govern life at a molecular level. By skillfully weaving together these themes, the author paints a vivid picture of a field that is not only mathematically rich but also fundamentally connected to the mysteries of life itself.

More Free Book



Scan to Download

Chapter 27: R

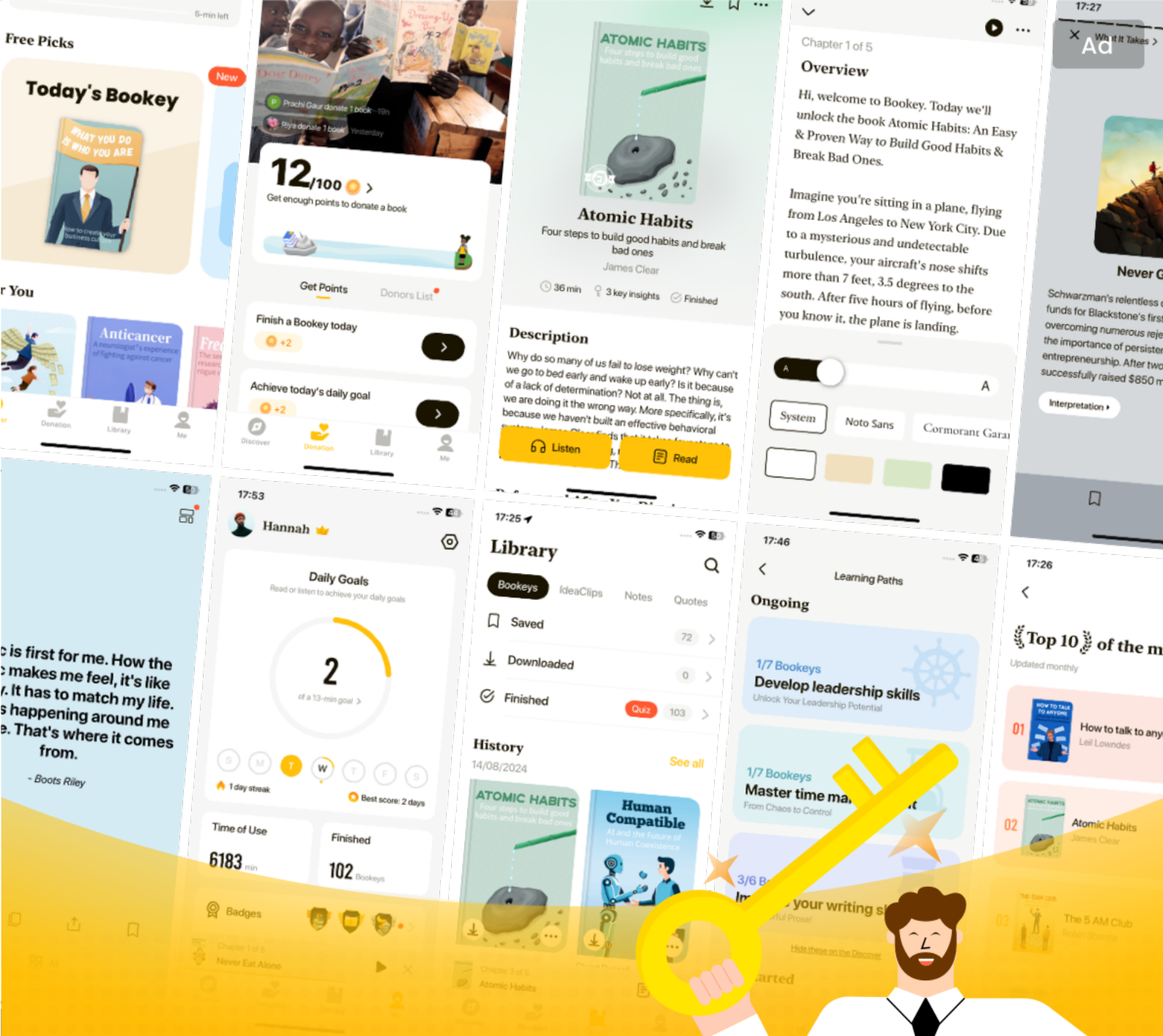
Chapter 27 of "Bioinformatics" by Kal Renganathan Sharma delves into various essential concepts in the field, particularly focusing on protein analysis and probability distributions. The chapter begins with a detailed discussion on the nature of protein structures, including primary, secondary, tertiary, and quaternary forms, emphasizing their significance in biological specificity and function. It highlights the advancements in understanding protein families and their classification, broadening the reader's grasp of proteomics.

As it progresses, the chapter introduces several powerful tools and programs utilized in bioinformatics, including the Protein Data Bank (PDB), various alignment methods, and the PROSITE database, which aids in protein motif identification. The content serves not only as a reference for existing technologies but also illustrates the ongoing evolution of methodologies in the analysis of biological data.

Probability theory is interwoven throughout the chapter as it addresses

Install Bookey App to Unlock Full Text and Audio

Free Trial with Bookey



World' best ideas unlock your potential

Free Trial with Bookey



Scan to download



Chapter 28 Summary: S

Chapter 28 of "Bioinformatics" by Kal Renganathan Sharma dives into a range of complex yet fascinating topics within the field of bioinformatics. It begins by exploring various methods of sequence alignment, which is fundamental in understanding biological data. The author discusses the significance of automated alignment processes, highlighting their role in efficiently processing biological sequences.

Key algorithms like the Smith-Waterman and Sanger's method are introduced, showcasing their historical and practical importance in genomics. Each technique comes with its own unique strengths and applications, which are contextualized through examples, like the use of SNPs (single-nucleotide polymorphisms) in genetic variation studies.

Sharma also elaborates on statistical tools crucial for bioinformatics, such as Markov models, which help in predicting biological phenomena based on previous data. The chapter touches on the importance of understanding structures, both of proteins and sequences, emphasizing the secondary structures that play critical roles in biological functions.

Further, the text discusses technological advancements like mass spectrometry and its applications in sequencing, alongside practical exercises designed to reinforce understanding. Each concept is presented

More Free Book



Scan to Download

clearly, making the intricate details accessible to readers at varying levels of expertise.

Themes of innovation and the intertwining of biology with computational techniques resonate throughout the chapter, inviting readers to appreciate the dynamic nature of bioinformatics. By blending theoretical knowledge with practical examples and exercises, the author ensures that the text is not only informative but also engaging, encouraging a deeper exploration of the fascinating intersection between biology and technology.

More Free Book



Scan to Download

Chapter 29 Summary: T

Chapter 29 of "Bioinformatics" by Kal Renganathan Sharma is a treasure trove of concepts that intertwine computational techniques with biological data analysis. The chapter meticulously organizes a range of topics, from suffix trees and their applications in string algorithms to the nuanced discussions around protein structures and genomic data handling.

One of the standout topics is the discussion around suffix trees, which serve as a foundational tool for various string processing algorithms. The text delves into how these trees can effectively represent sequences, facilitate pattern searching, and support streaming data applications. It covers the construction of such trees, highlighting McCreight's algorithm, which is pivotal for constructing these structures efficiently.

The chapter also dives into the practical applications of bioinformatics techniques, touching upon alignment methods like sum-of-pairs grading and global and local alignments. It introduces readers to the concept of supersequences, explaining how they play a crucial role in aligning sequences in biological data.

Moreover, the exploration of Hidden Markov Models (HMMs) reveals their importance in understanding biological sequences, particularly in predicting gene structures and protein functions. There's a tangible sense of excitement

More Free Book



Scan to Download

as it touches upon advancements in computational methods for 3D protein structure prediction, a critical step for understanding protein function.

The narrative certainly doesn't shy away from complexities. It engages with topics such as supervised and unsupervised learning, emphasizing the significance of training sets and the fine details that can transform raw data into meaningful analysis. Statistical concepts like variance, transition probabilities, and error types are intertwined thoughtfully, showcasing their relevance in the intricacies of biological data evaluation.

Finally, the chapter maintains a conversational tone, making sophisticated concepts accessible. It balances explanations of advanced algorithms and biological principles with practical exercises, encouraging readers to engage actively with the material. This engaging presentation not only enlightens but also fosters an appreciation for the evolving field of bioinformatics and its significant impact on life sciences. Through detailed discussions and relatable examples, it draws readers deeper into the exciting intersection of biology and technology.

More Free Book



Scan to Download

Chapter 30: Z

Chapter 30 of "Bioinformatics" by Kal Renganathan Sharma dives into a wealth of concepts and techniques central to the field, emphasizing both foundational theories and contemporary applications. While the chapter is rich in scientific detail, it remains accessible, making complex topics digestible for readers at varying levels of expertise.

One of the standout discussions revolves around algorithms used for sequence analysis, such as the Viterbi algorithm and Variable Length Hidden Markov Models (VLMs). These tools are vital for uncovering patterns in biological sequences, shedding light on how genetic information can be interpreted and leveraged. The chapter emphasizes the importance of understanding these algorithms not just as mathematical constructs, but as essential frameworks that drive innovation in genomics and biotechnology.

Additionally, the chapter touches on various biological processes and molecular components, from the role of viruses in genetics to the intricacies of RNA structures. There's a detailed look at the applications of these

Install Bookey App to Unlock Full Text and Audio

Free Trial with Bookey



Try Bookey App to read 1000+ summary of world best books

Unlock **1000+** Titles, **80+** Topics

New titles added every week

- Brand
- Leadership & Collaboration
- Time Management
- Relationship & Communication
- Business Strategy
- Creativity
- Public
- Money & Investing
- Know Yourself
- Positive Psychology
- Entrepreneurship
- World History
- Parent-Child Communication
- Self-care
- Mind & Spirituality

Insights of world best books



Free Trial with Bookey